




Designs for a Cleaner, Safer  
& More Sustainable  
Environment



## *Outdoor Litter Bins*

We have a massive selection of litter bins in a vast array of colours and capacities, you will be sure to find the correct one for your purpose. All our litter bins are easy to clean and never need painting, giving you an attractive and highly functional waste container for many years.



Topsy Royale™ Litter Bin



Sherwood™ Litter Bin





**NEW** Electra™ Curve Litter Bin





Invicta™ Litter Bin



Electra™ Litter Bin



Centrum™ Litter Bin



Topsy 2000™ Litter Bin



Mini Plaza™ Litter Bin



## Space-Liner™ on Parade

Attracting over 35 million tourists each year, Mexico City has a vibrant culture with lots to offer, from ancient Aztec ruins to great music and food.

Mexico's Independence Day celebrations start when people gather around the Mexican National Palace to sing and dance. The festivities continue throughout the day and night with exciting parades, horseback riding performances, traditional music and firework displays.

As a tribute to this celebration, Mexico City Council has purchased 250 Glasdon Space-Liner street orderly barrows, which have featured very proudly in their most recent parade. Each street barrow presents a personalised message to show appreciation of this fantastic event and their commitment to keep the city clean and tidy.



Space-Liner™ Orderly Barrow (Double Model)



Skipper™ Orderly Barrow

## Litter Collection

We produce a range of litter collection tools ideal for keeping your environment litter free. Our Orderly Barrows can be used for litter collection and segregation of waste or for transporting equipment.



Space-Liner™ Orderly Barrow (Single Model)

## *Dog Waste Bins*

To help keep pavements and open spaces clear of dog fouling, we produce a range of dog waste bins that are extremely strong and durable. Designed to be wall or post-mounted these dog waste bins are for outdoor use such as parks, public areas and leisure sites.



Fido 25" Dog Waste Bin







Retriever 35™ Dog Waste Bin



Retriever City™ Dog Waste Bin



Metal Fido 35™ Dog Waste Bin



Retriever City™ Sack Dispenser  
www.glasdon.com

## Wheelie Bin Screens & Bin Housings

These outdoor wheelie bin screens and housing systems are designed for both on-street locations and outdoor recycling centre usage within workplaces, schools, restaurants and bring sites. Glasdon robust, screen systems are ideal for hiding unsightly large capacity outdoor wheelie bins, creating a clear, attractive recycling station.



Glasdon Jubilee™ 240 Wheelie Bin Housing



Glasdon Jubilee 240 Wheelie Bin Housing



## A Custom Version of the Modus™ 770 Housing for the City of Castelsarrasin

When elected representatives from the City of Castelsarrasin visited the Glasdon stand at the Salon des Maires Exhibition in France, they were very impressed with our Glasdon Modus 770 recycling housing.

As the council were looking for some stylish large capacity recycling bins, the timing of their visit could not have been better and as a result an order was placed for five units, complete with special graphics showing beautiful landscape photographs of the city.

The new recycling containers are proving very effective, in pride of place, close to the Garonne River.

Both Modus and Visage are ideal for personalisation.



Modus™ Housing



Modus Housing



Modus Housing




Visage™ Screen System

## Indoor Litter Bins

We produce an extensive range of indoor litter bins made from highly durable materials to ensure a functional and long service life. Our collection of contemporary and stylish internal litter bins are ideal for inside most environments, complementing the surroundings.



Envoy™ Litter Bin



Tweed™ Litter Bin



## Indoor Recycling Bins

We design and manufacture a wide range of indoor recycling bins. Available in a large selection of styles, materials and capacities to suit your requirements. Apertures and graphics are available for various waste streams, which allow you to manage recycling waste more effectively.



Nexus® 50 Recycling Bin



Nexus® 30 Recycling Bin



Nexus<sup>®</sup> 140 Recycling Bin



Eco Nexus<sup>®</sup> Duo Recycling Bin



C-Thru<sup>™</sup> 5L Battery Recycling Bin





## Personal Touch for Shell 'Go Well' Recycling Drive

Multinational company Shell, who are supporting on-the-go recycling as part of their 'Go Well Campaign', looked to Glasdon for a tailored recycling solution to help make a brighter tomorrow.

Sustainability is integral to Shell, so it fits well that the bins chosen and supplied by Glasdon for their recycling programmes are made from materials which are 100% recyclable for a reduced impact on the environment.

The **Electra™ 170 Duo Recycling Bin and Electra™ 85 Recycling Bin** are large capacity containers designed to blend into the modern

environment with their unique, sleek design. Its anodised and polished appearance against the umbra grey steel frame adds contrast, creating a refined and attractive appearance. Not only do they look aesthetically pleasing, they are also strong, durable and corrosion resistant, with a framework made from Armortec® Coated Steel, which can last 5 times longer than standard metal paint finish.

### Key Features of the Electra™ Range

- Open-top design for ease of use
- Co-ordinates with the original Electra litter bin models
- Variety of personalisation options are available to help identify waste streams
- Optional aperture printing is available to order in a wide range of colours to create colour-coded waste streams
- Slim profile design provides flexible siting options
- Manufactured from Vandal, corrosion and weather resistant Armortec
- 100% Recyclable Extruded Vandalex® panels are strong, durable and corrosion resistant
- Choice of freestanding base for environments where ground fixings are not suitable
- Choice of solid metal liners or sack retention system



Electra™ 170 Trio Recycling Bin



Electra™ 85 Recycling Bin and Electra™ 170 Duo Recycling Bin



Nexus® 100 Recycling Bin



Eco Nexus® 60 Recycling Bin

## New Nexus® Evolution is a step forward in Waste Management.

The latest addition to the Glasdon range is changing the face of how we recycle.

Entirely customisable; from aperture colour to waste type; the **Nexus Evolution** is a stylish, robust and versatile multi-stream recycling unit. Choose from a multitude of colours, sizes, configurations and over 50 apertures, including cup recycling and even confidential waste to fit your exact waste management requirements.



A narrow footprint makes Nexus Evolution the perfect fit for a wide variety of environments; such as shopping centres, educational campuses and offices; where floor space is at a premium. Its contemporary, symmetrical design also allows it to be approached from both sides in more open spaces.

Graphics are easily applied onto either of the Nexus Evolution's large sides for added personalisation. Further flexibility is added with an extensive list of optional extra features; from wheels and lock kits to sign kits and aperture connector kits.

Neil Gilkes, Sales Manager for Glasdon UK Limited said:

*"We're very excited about the launch of Nexus Evolution. It's set to become one of the most versatile recycling solutions on the market. With so many flexible options, our customers can choose their own configuration, colours and graphics to best fit their needs."*

*"What we have found is that our customers recycling needs are evolving and this product allows our customers to adapt to those needs."*





Nexus® Evolution Quad Recycling Bin



Duo Model



Trio Model



Quad Model

## Food Waste Recycling Bins

Our Food Waste Recycling Bins are ideal for kitchens, canteens, food courts and any other areas where food is prepared or consumed. The easy to use bins make food waste disposal hygienic and efficient and they are a good way of handling high volumes of food waste.



Combo™ Tray Shelf Catering Waste Bin



Nexus® Shuttle Food Waste Bin



## Latest Glasdon Product Meets National Security Guidelines

Designed to comply with national security guidelines, the **TSU™ (Transport Security Unit) Sack Holder** is the ideal paper and non-recyclable combined waste solution for transport and leisure locations.

Featuring two easy access apertures with a large capacity for clear waste sacks, the TSU Sack Holder enables high visibility alongside durability and vandal resistance. The TSU wall mounted model also achieves a 3-star blast test performance rating, ensuring safety in areas where security is paramount.



The TSU Sack Holder's clear designated and colour coded apertures make waste sorting simple at point of entry, by way of both colour and shape. Used papers are inserted into the front, slim aperture, whilst non recyclable waste collects in the rear, larger aperture.

## Transparent Recycling Units

We have a selection of recycling units that are ideal for use with transparent sacks to enable maximum visibility of the contents deposited to help avoid the risk of cross-contamination.



C-Thru™ 180 Recycling Bin




Orbis™ Sack Holder



Orbis Sack Holder

## Cup Recycling Facts

by Glasdon



By 2025  
**3.5 billion**  
disposable cups will  
be used every year  
in the UK

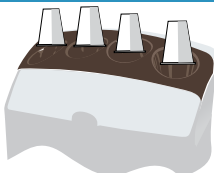


In 2018  
**1 in 400**  
**RECYCLED**

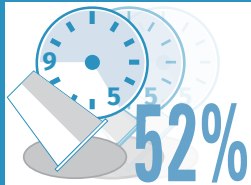


**PE Lined  
Paper Cups  
CAN BE RECYCLED**

**88%** of the  
nation would use a  
purpose-built cup  
recycling bin



Costa coffee stores have  
opened up their Cup Bins to  
**ANY BRAND**



**52%**  
of consumers dispose of  
their coffee cup at work

Paper Cups Should  
**NOT** Be Disposed of in  
a Paper Recycling Bin



Recycling Cups can **SAVE**  
your organisation **£s**  
**££££££££££**

**12 UK Waste Management Companies now on board with  
Cup Recycling Scheme and it's growing!**



Sources  
YouGov Plc, on behalf of Veo ia UK and Ireland (June 2017)  
www.recycle-more.co.uk

**Even when your main business activity isn't selling coffee, you can guarantee that disposable cups have been making their way into your offices and business premises!**

**In fact, recent YouGov Plc figures revealed that 52% of consumers dispose of their coffee cup at work and that 88% of the nation would use a purpose-built cup recycling bin if one was available to them.\***

As individuals we're more switched on now to what we need to do, but what new processes and recycling programmes can we adopt in the workplace to support businesses in their 'zero waste to landfill' missions?

Introducing cup recycling into the workplace has many benefits including cost savings on your landfill waste disposal.





## Cup Recycling Bins & Stations

The Glasdon Cup Recycling Bin range has been designed to help you implement an efficient cup recycling programme and increase your cup recycling rates. Choose from our selection of specifically designed cup bins and cup recycling stations which feature liquid reservoirs and separate compartments for cups and lids.



Centrum™ Cup Stacker



Nexus® 100 Duo Recycling Station



Nexus® 100 Cup Recycling Station



**NEW** Nexus® Evolution Cup Recycling Station



**NEW** Electra™ Cup Recycling Bin



Eco Nexus® Cup Recycling Station



Eco Nexus Cup Recycling Station



## NEW Electra™ Curve Recycling Bins

The Electra Curve Recycling Bin provides a new aesthetic to the range with its unique curved hood design. Available with a 60 litre or 85 litre capacity, the open aperture for the disposal of waste ensures the bin is easy to access, with a curved hood to provide cover and avoid overflowing of the inside contents. The curve also prevents litter from being placed and left on top of the bin.

The Electra Curve range also features recycling bins with a choice of 4 dedicated aperture panels available to suit your requirements.



NEW Electra™ Curve 85 Recycling Bin

## Outdoor Recycling Bins

We produce an extensive range of outdoor recycling bins of the highest quality, in both traditional and contemporary designs. All of our recycling containers are designed to be hard-wearing and long-lasting and feature easily identifiable graphics to make recycling easy.



NEW Electra™ Curve 60 Recycling Bin



Glasdon Jubilee™ 110 Recycling Bin



Streamline Jubilee™ Recycling Bin





Nexus® City 240 Recycling Bin



Nexus® 200 Recycling Bin



Nexus® 360 Recycling Bin



## *Seating*

We offer a range of traditional and contemporary seating which can be used both indoors and outdoors. These seats and benches are low maintenance, weather and vandal resistant. They will add comfort and style around your environment.



Phoenix® Seat

## Glasdon Sets New Benchmark in Picnic Seating Solutions

**Bowland™** and **Pembridge™** join eco-friendly picnic table range.

The new benches offer easy seating access, and are able to accommodate up to eight people in most environments. Their weather-proof, robust designs are enhanced by the rounded sections on all seats and table edges providing comfort and safety.



Wheelchair access models are also available for a more versatile and inclusive solution to the picnic tables. The Bowland Picnic Table with Wheelchair Access provides seating for up to two wheelchairs or mobility scooters, and four standard seating positions, while the Pembridge Picnic Table with Wheelchair Access seats six people with space for a single wheelchair or mobility scooter.

Manufactured using 100% recycled material; the attractive Pembridge Picnic Table is traditionally designed, durable and sustainable. Pembridge is available with black or brown Enviropol® material slats, or self-coloured Timberpol® material slats for a more natural wood-effect look.

The Bowland Picnic Table offers a contemporary twist on picnic table design. Combining a curved Armortec® coated mild steel frame with a choice of seven different coloured, environmentally-friendly material slats, this picnic table offers strength, style and sustainability.



**NEW** Bowland™ Picnic Table



**NEW** Pembridge™ Picnic Table



**NEW** Pembridge™ Picnic Table



Clifton™ Picnic Table







## Munchy™ the Caterpillar Seating Sparks Imaginations in Taiwan Playgrounds

### Munchy the Caterpillar Seat

was chosen for an all-inclusive playground in Taipei Expo Park, where the design was inspired by the 'life of the butterfly'.

In Munchy Square, the pupa shaped building represents the stage of the butterfly before its development, tying in with the playgrounds theme.



The playground is designed to inspire and encourage children of all abilities to aim for success with Munchy caterpillars looking on towards the Butterfly at the top of the hill, showing children how they can overcome challenges.

Placed in the centre of the playground, the Munchy seat is ideal for visitors meeting and waiting, or for children to take a seat and rest after playing.



The park is now attracting thousands of visitors a week and has become a popular place for young student groups to visit on school trips.



Elwood™ Seat and Sherwood™ Hooded Litter Bin



Alturo™ Seat




Larbreck™ Seat

## Smoking Control

We're here to help you keep cigarette waste under control on your premises, with a wide range of quality, hard wearing smoking bins. The Glasdon collection offers everything from free standing ashtrays and cigarette bins to wall mounted ashtrays.



Ashmount SG<sup>®</sup> Cigarette Bin



Integro City<sup>™</sup> Cigarette & Litter Bin and Ashmount SG Cigarette Bin





Ashguard™ Cigarette Bin



Ashguard SG® Cigarette Bin





Ashmount™ Cigarette Bin (1.5 litre model)    Ashmount™ Cigarette Bin (3 litre model)



Integro™ Cigarette & Litter Bin

## How Do I Choose a Cigarette Bin?

There's so much choice when it comes to cigarette bins that it can be hard knowing which cigarette bin is best for your site.

### FAQ: What size cigarette bin do I need?

Ranging from 1.5 litres to 35 litre capacities, we are confident that you can find a Glasdon cigarette bin to meet your needs. The required size of your cigarette butt container can be determined by various factors including how busy the environment is, how frequently the unit will be emptied and how often the ashtray terminal will be used.

### FAQ: How much maintenance is required?

Thanks to their durable construction and vigorous product testing, Glasdon cigarette disposal containers offer a long-service life and require minimal maintenance. We still recommend planning frequent maintenance inspections to ensure the products are in safe, useable condition at all times.

### FAQ: I'm worried about fire risks...what can I do?

All of our smoking control products are designed and vigorously tested to reduce the risk of fire propagation. Glasdon cigarette bins feature small grille openings to prevent the deposit of any waste streams other than cigarette butt litter.

The **Ashmount SG** and **Ashguard SG** are both fitted with **SmokeGuard™** technology. SmokeGuard is a unique smoke-dampening device located underneath the stubbing grille and within the liner. SmokeGuard minimises the amount of smoke released to reduce the chance of a fire propagating inside the cigarette bin in the unlikely event of a fire.

If you are still worried about fire risks, we recommend creating a designated smoking area and placing instructional signage near to outdoor ashtrays to remind smokers of correct usage and behaviour.



## Smoking Shelters

Glasdon offer a range of smoking shelters and wall or post mounted smoking canopies which combined with our cigarette bin, perch seat and signage can be used to create a smoking station.



Eclipse™ Back-to-Back Smokers' Canopy



Carleton 50™ Smoking Shelter



Carleton™ Smokers' Canopy



Modus™ Smoking Shelter



## Cycle Storage

Keep bicycles safe with our cycle lockers, cycle shelters and cycle stands. Our cycle storage solutions offer space-saving designs and protect bicycles from weather, vandalism and theft.



NEW Echelon™ Cycle Shelter



Cyclone™ Cycle Stand



Aero™ Cycle Shelter





## *Bollards & Posts*

Our Bollards and Posts are available in a variety of traditional or modern styles and can be used for access control, verge protection and delineators to identify parking restrictions.



Infomaster™ Bollard



Glasdon Manchester™ Bollard



## New Additions to the Glenwood™ Post Range

The **Glenwood Post Range** are robust posts manufactured from **Everwood™** which have a unique realistic timber grain effect to look as good as wood but with none of the maintenance. Ideal for access control, verge protection or marking cycle routes in rural schemes, the Glenwood Posts are available with a wide range of signface options such as cycle routes or directional arrows.

We are pleased to announce two new additions to our bollard range, the **Glenwood™ 170 Post** and the **Glenwood™ 170 Signhead Post**. These unique, realistic timber grain posts manufactured from Everwood material, will help create safer cycle routes, clearly display access points and provide verge protection, while complementing more rural environments.

The Glenwood 170 Post is square shaped, with a diamond top, can display a 150mm signface on all four sides, and also has the option of a choice of retroreflective banding.

The Glenwood 170 Signhead Post is slightly taller with the space to display a 150mm sign above the retroreflective banding. Both models are available in either Light Oak or Dark Oak colour.




Glenwood™ 170 Post

The Everwood material construction of these posts allows it to blend with natural rural surroundings, without the maintenance headaches of a similar wooden post. Everwood will need no painting or varnishing, will never warp or rot and will keep its attractive appearance for many years.

Both models are available with two fixing choices. Either a below ground extended base for secure permanent installation into a concrete foundation, or the Glenwood Socket System, which allows the bollard to be easily and efficiently removed\* and replaced when required.

*\*A locking blanking cap or a temporary blanking cap is recommended for use in the Glenwood socket if the bollard is removed.*



Glenwood™ 150 Post



Buffer™ Bollard



Turbocast 800™ Towable Dual Action Grit/Salt Spreader



Nestor™ 400 Grit Bin



Orbistor™ Grit Bin



Turbocast 300™ Grit/Salt Broadcast Spreader

## Winter Safety Equipment

Reduce the risk of accidents during the colder months with Glasdon winter safety equipment. We offer storage bins for grit salt or ice melt, manual and towable spreading equipment and a wide selection of accessories, to help ensure your site is prepared for ice and snow.



## Industrial Cabinets

The Citadel™ range offers a cost-effective solution to the secure housing of equipment for a variety of applications. Available in five industry standard sizes, the cabinets can be supplied with ventilation or without for IP56 rated protection.



Citadel™ 336 Cabinet



Citadel™ Cabinet Range



Citadel™ 659 Cabinet



Citadel™ 639 Cabinet

## *Buildings & Housings*

Glasdon has over 40 years specialist experience in the design, manufacturing, delivery and installation of a range of portable GRP Buildings and Steel Buildings including office accommodation, security control, gatehouses and check point cabins.



Heritage Building



NEW Element™ Housing





Ranger™ Building




Genesis™ Kiosk



Warrior™ Building

## Water Safety Equipment

Glasdon is a market leader in the manufacture and supply of life-saving water equipment. The range includes 24" and 30" lifebuoys with 30m and 50m throwing ropes, lifebuoy housing units, the B-Line™ throw line rescue buoy and equipment storage units.



Glasdon lifebuoys are fully compliant with Chapter III standards for life-saving devices, as per the Life-saving Appliance (LSA) code (SOLAS, 1974).



B-Line™ Water Rescue Device



Guardian™ Lifebuoy Housing



## Guardians for District Wharf, Washington

District Wharf, Washington DC, is a newly renovated waterfront in the nation's capital. It is a mile-long riverside promenade featuring dazzling water views, over 75 shops and restaurants and a variety of entertainment outlets.

The waterfront offers various different activities, based both on and off the water. These include kayaking, sailing and paddle boarding, as well as the chance to explore four different piers. Water safety is therefore a key priority for visitors to the area, which is why District Wharf management team selected Glasdon Guardian™ lifebuoy cabinets as the best available water safety equipment.



District Wharf decided to post mount their Guardian Cabinets in various places along the waterfront to create multiple safety points for

their visitors. The usage indicator plate on the Guardian housing shows a broken seal if tampered with, allowing for a quick and easy inspection of the life ring holder. This means that minimal maintenance is required, making it ideal for busy areas.

## Customer Led Projects & Personalisation

We offer a free, in-house personalisation service to help you visualise how your product will look with your corporate identity. Choose from a wide range of products and personalisation options including:

Litter Bins & Recycling Bins - Branding, corporate colour schemes, bespoke waste streams, campaign messaging and changeable poster kits.

Water Safety Equipment - Local emergency and identification details, branding.

Bollards - Branding, colour co ordination, cycle and pedestrian route markers, plaques.



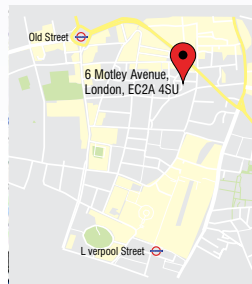
# Visit Our NEW Central London Showroom

We are pleased to announce that our new Central London Showroom is ready for you to visit at **6 Motley Avenue, London, EC2A 4SU**

We have designed this new space for you to view a wide selection of our extensive product range. To arrange a visit\*, please contact us on **01253 600410** or email [sales@glasdon-uk.co.uk](mailto:sales@glasdon-uk.co.uk). Alternatively, visits can be arranged via the 'How to see our products' section on our website [www.glasdon.com](http://www.glasdon.com)

We look forward to welcoming you.

*\*Please note the showroom is not permanently manned, so visits must be pre-arranged.*



01253 600410



[sales@glasdon-uk.co.uk](mailto:sales@glasdon-uk.co.uk)



[www.glasdon.com](http://www.glasdon.com)



**Glasdon:** Aero, Alturo, Armortec, Ashguard, Ashguard SG, Ashmount, Ashmount SG, Bowland, Buffer, B-Line, Carleton, Carleton 50, Centrum, Citadel, Clifton, Combo, C-Thru, Cyclone, Echelon, Eclipse, Electra, Element, Elwood, Enviro-pol, Envoy, Everwood, Fido 25, Genesis, Glasdon Jubilee, Glasdon Manchester, Glenwood, Guardian, Infomaster, Integro, Integro City, Invicta, Larbreck, Lowther, Metal Fido 35, Mini Plaza, Modus, Munchy, Nestor, Nexus, Orbis, Orbistor, Pembroke, Phoenix, Ranger, Retriever City, Retriever 35, Sherwood, Skipper, SmokeGuard, Space-Liner, Streamline Jubilee, Timberpol, Topsy 2000, Topsy Royale, TSU, Turbocast 300, Turbocast 800, Tweed, Vandalex, Visage and Warrior are trademarks or registered trademarks of GLASDON GROUP or its subsidiaries in the UK and other countries.



Certificate Number 16750  
ISO9001, ISO14001

Glasdon Group Limited Is An Equal Opportunities Employer.

© Glasdon 05/2019. Glasdon reserve the right to alter price and specification without prior notice.



PRINTED ON  
RECYCLED  
PAPER



When you have finished with  
this leaflet please recycle it

LH/

GV151/00