

Buyers Guide:

Guardian[™]

Lifebuoy Housing



Thank you for your interest in **Guardian™** **Lifebuoy Housing**

Designed to keep water safety equipment safe and ready for action in the event of an emergency.



Guardian Lifebuoy Housing at **Staithes, North Yorkshire.**

Talk to us about your requirements or request a quote today.

Call us on **01253 600410**

Email:
enquiries@glasdon-uk.co.uk

or



In this step-by-step guide...

- The key considerations when specifying a lifebuoy housing.
- Links to Glasdon lifebuoy housings, installation and instruction leaflets and demonstration videos.


STEP 1 :

What size housing do you need?

Need a lifebuoy? [Go to Step 2](#)


Guardian™ Lifebuoy Housings are available in two sizes to store life rings up to 30 inches in diameter or alternative throwable lifesaving devices such as the B-Line™ throwing Buoy.

Both models are designed with a universal fit to house lifebuoys and throwing buoys made by different manufacturers.



Guardian Lifebuoy Housing 600

- Ideal for 24" (600mm) lifebuoys with up to 164' (50m) of rope or two B-Line Throwing Buoys
- Available in red and white
- Height: 925mm | Width: 768mm
Depth: 250mm
- Weight: 9kg

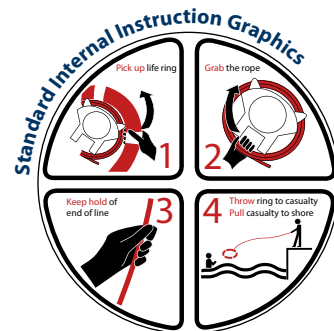


Guardian Lifebuoy Housing 750

- Ideal for 24" (600mm) or 30" (up to 750mm) lifebuoys with up to 164' (50m) of rope or two B-Line Throwing Buoys
- Available in red and white
- Height: 1065mm | Width: 898mm
Depth: 250mm
- Weight: 10.5kg

Built-in Safety and Inspection Features

- Manufactured from tough, vandal and weather resistant Durapol® polymer
- Ropemaster™ Quick Release Rope Management System - accepts various diameters of rope up to 50m (164')
- Clear instruction sticker on the inside
- Strong housing cabinet door with knuckle hinge and hinge rod
- Toggle latch
- Inspection indicator
- Water seal
- Environmentally friendly - the housing cabinet is recyclable after its service life



[Read our FAQ >](#)


[Learn more about the Ropemaster Quick Release Rope Management System.](#)

STEP 2:

Do you require a lifebuoy or throwable personal floatation device?

We can provide 24" and 30" lifebuoys with 30m (100') or 50m (164') of throwing rope attached. Glasdon lifebuoys are fully compliant with Chapter III standards for life-saving devices, as per the Life-saving Appliance (LSA) code (SOLAS, 1974).

Not sure what size lifebuoy you need? Check out our handy [FAQ here](#) for guidance.



Glasdon Lifebuoy 600

24" lifebuoy weighs 2.7kg.

Can cover large throwing distance of up to 10 – 15 metres. Support for a single rescuee in the water. Ideal for throwing to the rescuee in rivers, lakes and shelving beaches.



Glasdon Lifebuoy 750

30" lifebuoy weighs 2.5kg.

Support for multiple rescuees at one time. Ideal for where there is a drop to water from piers, marinas or from on board a boat.



B-Line™ Throwing / Rescue Buoy

Lightweight, torpedo style floatation device weighs 1.3kg.

Length 685mm. Can be thrown to up to 30m and provides the rescuee with enough buoyancy to be carefully reeled back to shore using the 31m rope.

[Read our FAQ >](#)

[Find out more about Glasdon lifebuoys or the B-Line Throwing Buoy here.](#)

Glasdon lifebuoys meet SOLAS 74/83 regulations.

STEP 3:

Where will you be locating the lifebuoy housing?

Whatever your existing or new location, Guardian™ Lifebuoy Housing is a flexible solution with rail, wall and pole mounting fixing options.

Create a lifebuoy station by attaching the housing cabinet to a pole. We also offer Armortec® coated steel poles which can be surface mounted or concreted-in below the ground.



Fixings are optional and the Guardian Lifebuoy Housing can be purchased without them.

Alternatively choose to easily mount the housing to existing walls and railings with our fixing kits. **(Easy to follow fixing instructions are available to [download here.](#))**

STEP 4:

What additional options are available?

All Guardian™ Lifebuoy Housings come with essential instruction stickers inside the cabinet to assist with the quick deployment of the life ring or rescue buoy and throwing rope.

The exterior front of the housing cabinet is also designed for personalisation. This gives you the option to add extra stickers with instructions or warnings along with your authority or company branding.

We can help you compile the messages, while our in-house team will design the artwork and send an initial visualisation which is completely free of charge.



Personalised Guardian Lifebuoy Housing at **Treyarnon Bay, Padstow.**

Additional Inspection and Operation Features.

- Inspection Window - easily view the contents inside without disturbing the door.
- Lid Stay – helpful when the housing is mounted to a pole. The lid stay securely props the lid open during inspection.



Talk to us about your requirements or request a quote today.

Call us on **01253 600410**

Email: **enquiries@glasdon-uk.co.uk**

or





About Us

Since 1959 our mission has been to design, manufacture and supply innovative market-leading products that enable our customers to contribute towards a cleaner, safer and more sustainable environment.

If you have any enquiries please contact us.

Alternatively you can view our

[**Customer Reviews here.**](#)

Order your
Guardian™ Lifebuoy
Housing today.

Call us on:

01253 600410

Request a Quote:

[**www.glasdon.com**](http://www.glasdon.com)

[**/guardian-tm-lifebuoy-housing**](#)

Watch our videos



Glasdon UK | Guardian™ Lifebuoy Housing



Glasdon UK | demonstration, optional extras & product testing | Guardian™ lifebuoy housing



The Glasdon logo, B-Line, Durapol, Guardian and Ropemaster are trademarks or registered trademarks of Glasdon Group Limited or its subsidiaries in the UK and other countries.

Glasdon reserve the right to alter price and specification without prior notice.

© Glasdon 3/2022

LH/ GW397

[**www.glasdon.com**](http://www.glasdon.com)