

Cadence™ Cycle Shelter

INSTALLATION INSTRUCTIONS

Please also refer to the 'Manual Handling Operations Regulations 1992' during the handling of the product and materials used for installation. Glasdon recommends that a full Health and Safety analysis is carried out prior to installation.



GROUND FIXING KIT CONTENTS

ITEM 1 - Self Tapping Anchor Bolt (M10 x 100mm) x14
ITEM 2 - Washer (M12 x 23mm) x14

TOOLS/EQUIPMENT REQUIRED:

High Impact Drill
10mm Masonry Drill Bit
17mm Socket
Socket Wrench or Torque Wrench
Spiral Brush or Air Blower (optional)

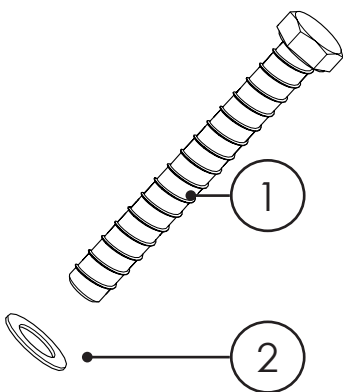
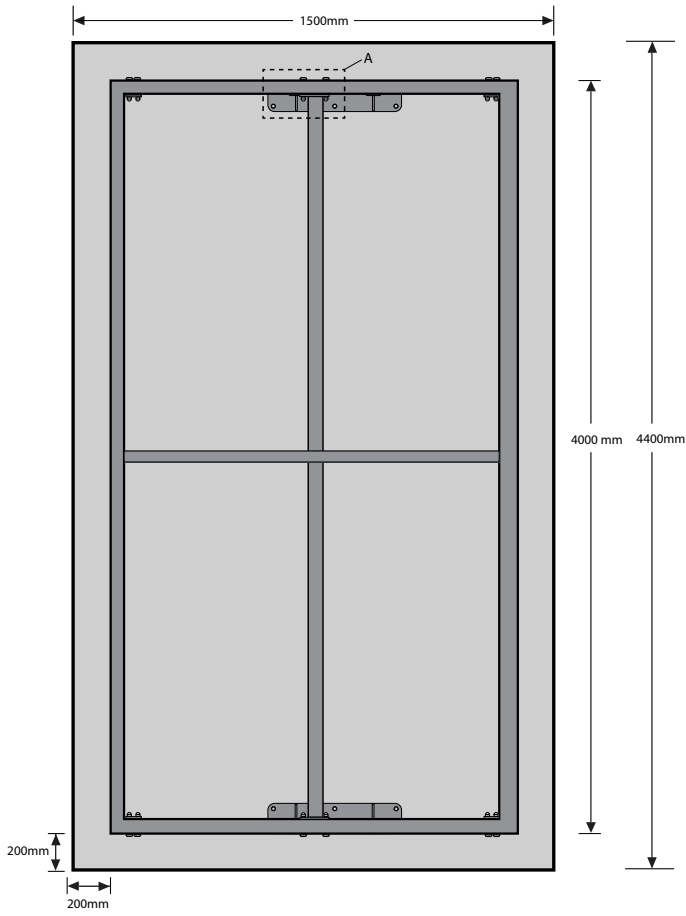


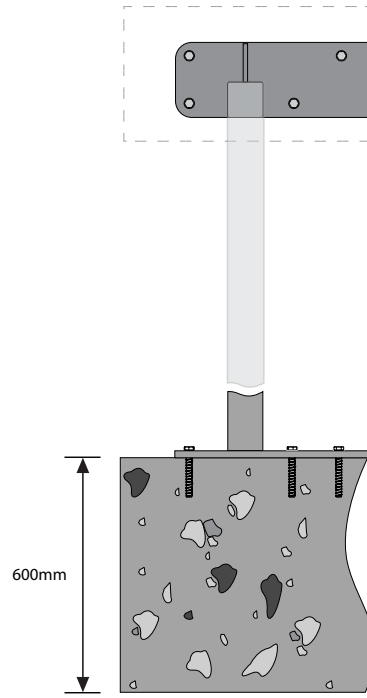
DIAGRAM NOT TO SCALE

INSTALLATION - GROUND FIXING INSTRUCTIONS

Concrete Surface Mount



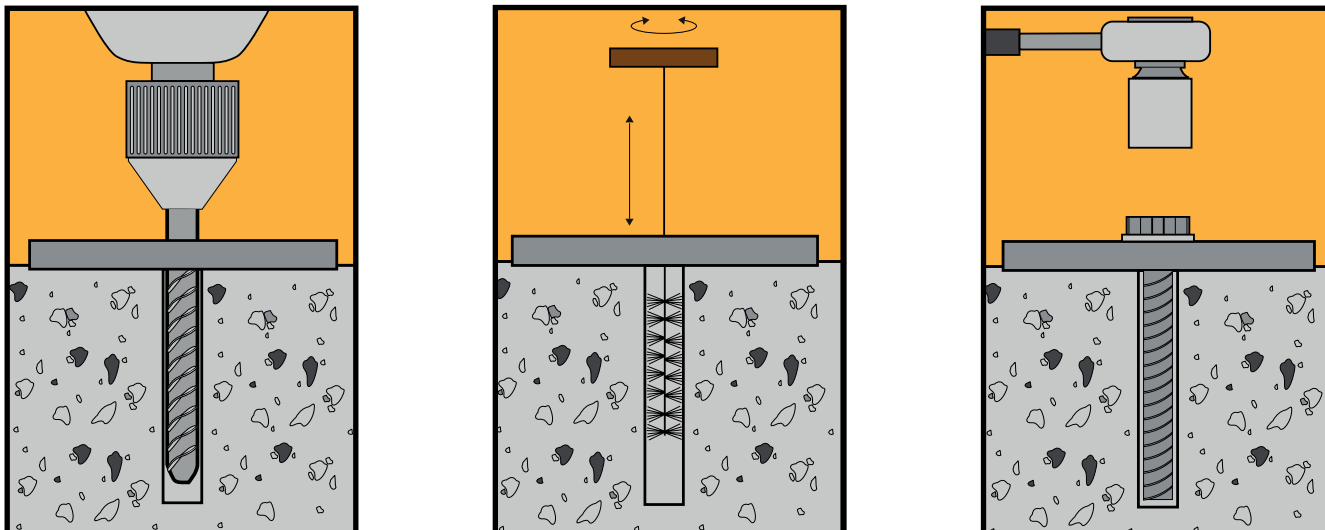
Detail A



Minimum
Concrete Depth

Minimum distance from
any edge of the concrete.

For optimum fixing performance the following procedure is recommended.



The base should be flat, steel float finished, level and square and preferably be raised slightly above the surrounding ground level.


The concrete base should be a minimum 25N/20mm mix strength equivalent of BS. 5328, Section 2, Part 10, Grade C25.

Using the supplied unit as a template, drill through (**See Detail View A and B**) base fixing positions in each of the feet with a 10mm masonry drill to a minimum depth of 120mm and a 14mm masonry drill to a minimum depth of 120mm respectively.

Clean drill hole thoroughly using a spiral brush and remove all dust using a blow out pump, air line or similar.

Insert the ground fixing and washer into the drilled hole and tighten with socket and wrench.

IMPORTANT NOTE: PLEASE ENSURE THAT ALL RELEVANT PERSONNEL READ THE POINTS LISTED WITHIN THIS LEAFLET AND THAT A COPY IS GIVEN TO STAFF INVOLVED WITH THE INSTALLATION AND MAINTENANCE OF THIS PRODUCT.
SAFETY NOTE: PLEASE ALSO REFER TO THE 'MANUAL HANDLING OPERATIONS REGULATIONS 1992' DURING THE HANDLING OF THE PRODUCT AND MATERIALS USED FOR INSTALLATION. GLASDON RECOMMENDS THAT A FULL HEALTH AND SAFETY ANALYSIS IS CARRIED OUT PRIOR TO INSTALLATION.

 **Glasdon** AND CADENCE ARE TRADEMARKS OR REGISTERED TRADEMARKS OF GLASDON GROUP OR ITS SUBSIDIARIES IN THE U.K. AND OTHER COUNTRIES.

- A planned maintenance schedule or regular inspection is recommended, replacing components as necessary.
- Replacement components are available direct from GLASDON.
- GLASDON cannot be held responsible for claims arising from incorrect installation, unauthorised modifications or misuse of the product.

Stock No. C000/1040 - DWG No. 12B099-14 Issue 02 - October 2023.

© Copyright 04/2022

Glasdon UK Ltd reserve the right to alter specifications without prior notice.

 **Glasdon®**
Glasdon U.K. Limited
Preston New Road
BLACKPOOL
Lancashire
FY4 4UL
Tel: (01253) 600410
Fax: (01253) 792558
e-mail: sales@glasdon-uk.co.uk
web: www.glasdon.com