MODEL SPECIFICATION
FLEXMASTER® - OVERHEAD CABLES SIGN

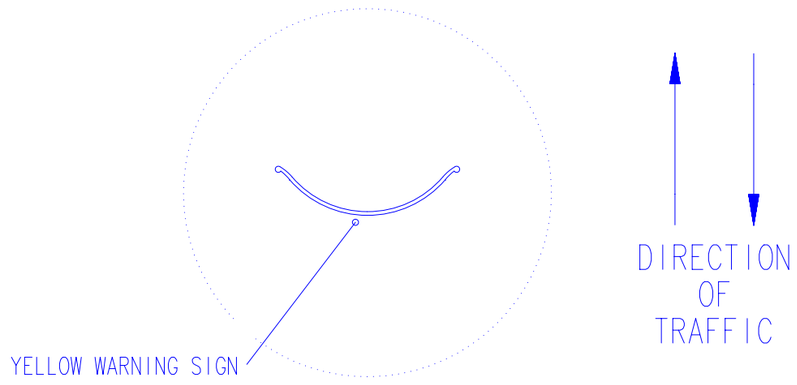

PLAN VIEW (NEAR SIDE)

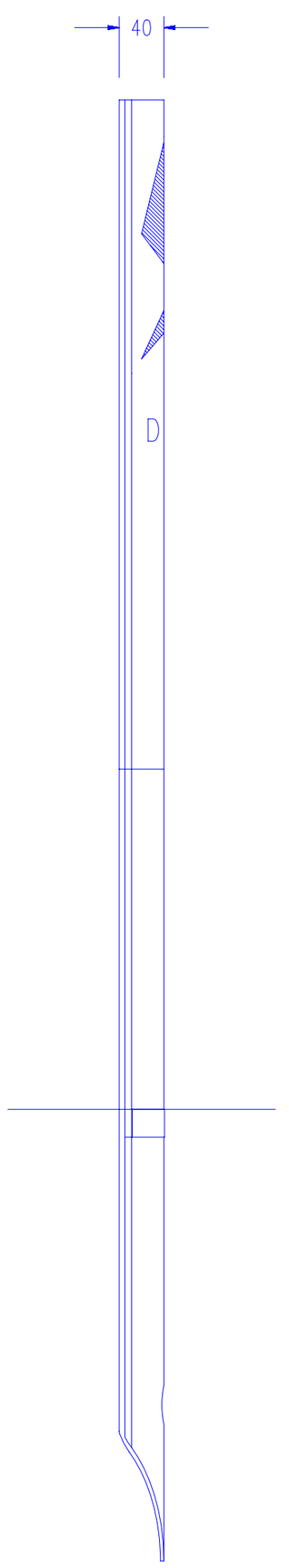

SIDE VIEW

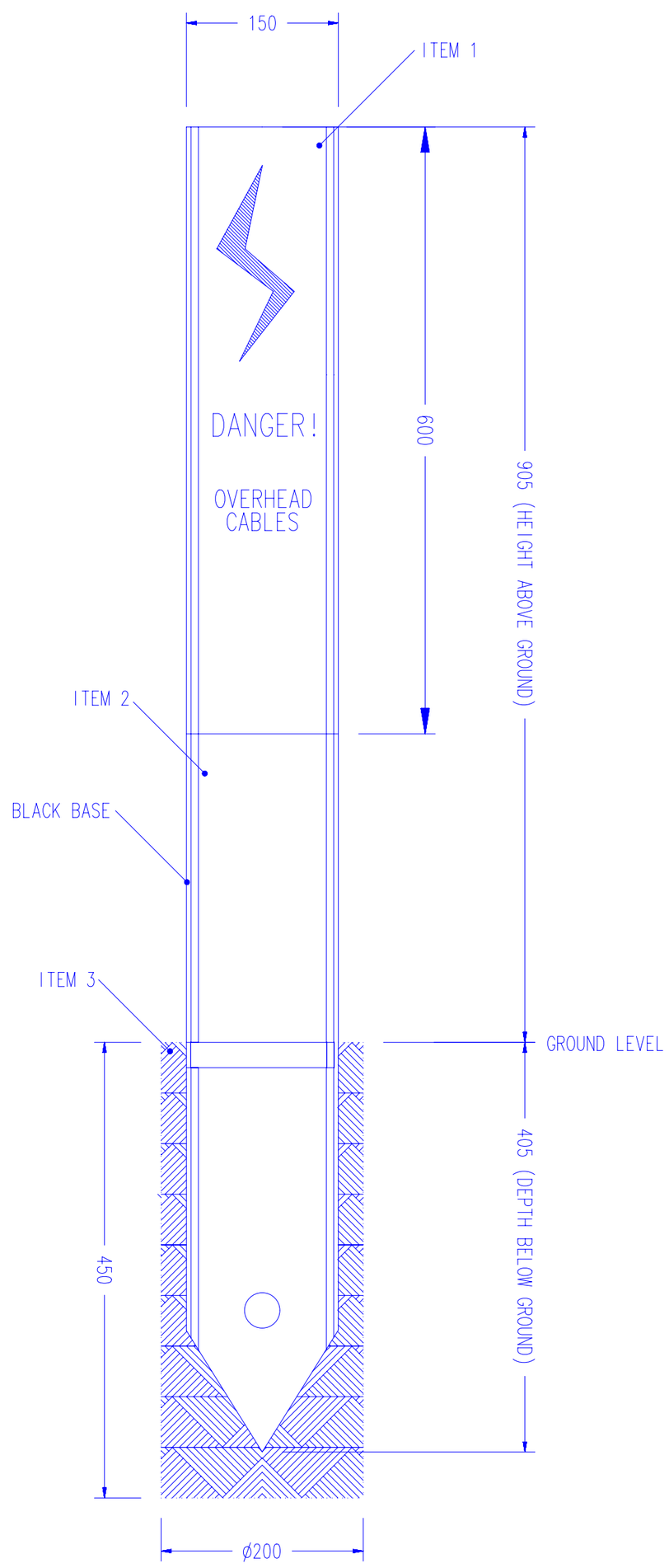

FRONT VIEW (NEAR SIDE)

PRODUCT INFORMATION:

- WEIGHT - 1.0 Kg
- MATERIAL - Ultraflex Post
  Galvanised Mild Steel Socket
- COLOURS - Black Post, Warning Sign - Yellow background with Black lettering and symbol
- DIMENSIONS - All Dimensions in mm unless otherwise stated
- ITEM 1 - Yellow Microprismatic Retroreflective warning sign
- ITEM 2 - Flexmaster Standard c/w Band and Reflective Warning Sign
- ITEM 3 - Subsoil

TECHNICAL REFERENCE:

- Retro-reflective sign is available to class RA2 or class 3 as defined in EN 12899-3-2007

INSTALLATION GUIDE:

- Provides quick, low cost installation, particularly in soft earth without digging holes or concreting.
- Post to be positioned in orientation shown in detail plan view, to ensure Flexmaster is positioned correctly.

Installation - Using Glasdon Installation Tool

WARNING: CHECK FOR BURIED SERVICES

(1) Push tool into ground using pile-driving action. When lower hand grip meets ground, remove tool using reverse pile-driving action.
(2) Place Flexmaster post point into pilot hole and push down lightly.
(3) Invert tool so blade is uppermost. Place cap on post so tool body rests against concave post face. Holding hand grip, raise high and pile drive until main body of tool hits the ground.
(4) Remove tool and Flexmaster post will be firmly fixed at over 400mm below ground.

- Avoid contact with hot Tarmacadam as this will seriously impair the performance of the Flexmaster post.
- We recommend installing into subsoil, but exact installation requirements should be assessed from a site survey.
- Alternatively, can be installed into a hole and back filled with subsoil.
  Recommended hole size ø200 x 450mm deep.
- Not suitable for hard ground.
- Note: Concreting-in may adversely affect drive through performance.

Glasdon®
Glasdon Group Ltd.

website: www.glasdon.com
e-mail: sales@glasdon.com
Telephone: 01253 600400
Facsimile: 01253 792558

Copyright and/or design right in this representation and the product it depicts is reserved by Glasdon Group Limited. The issue of this drawing, is a confidential disclosure of its contents, and is made on condition that it is neither disclosed to a third party, nor any item described here in and designed by Glasdon Group Limited, is produced either in whole or in part without the written consent of Glasdon Group Limited.

SPECIFICATION NUMBER - 02S014-S07	ISSUE 04
GLASDON GROUP LTD 18/02/15	SHEET SIZE:A2