
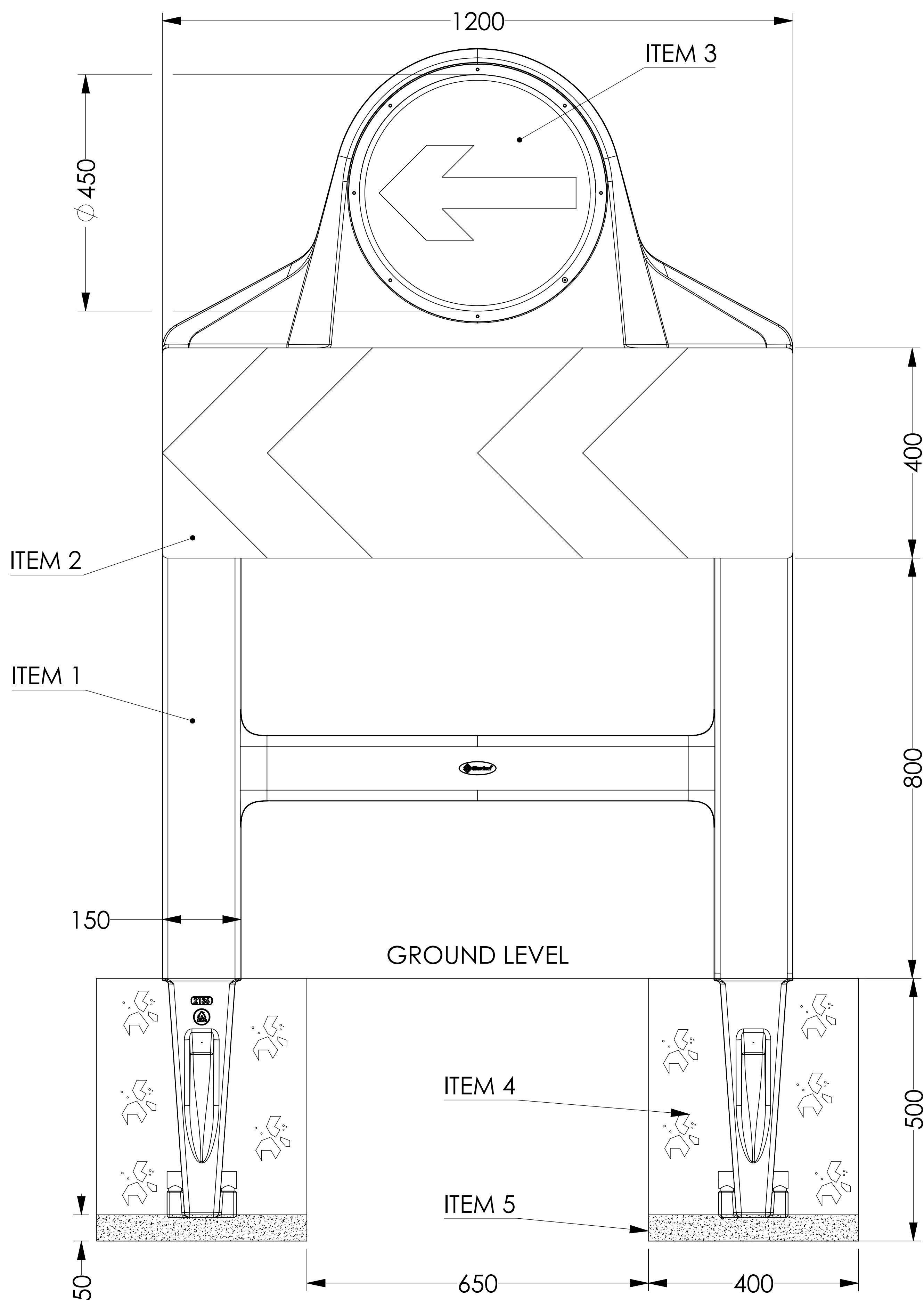
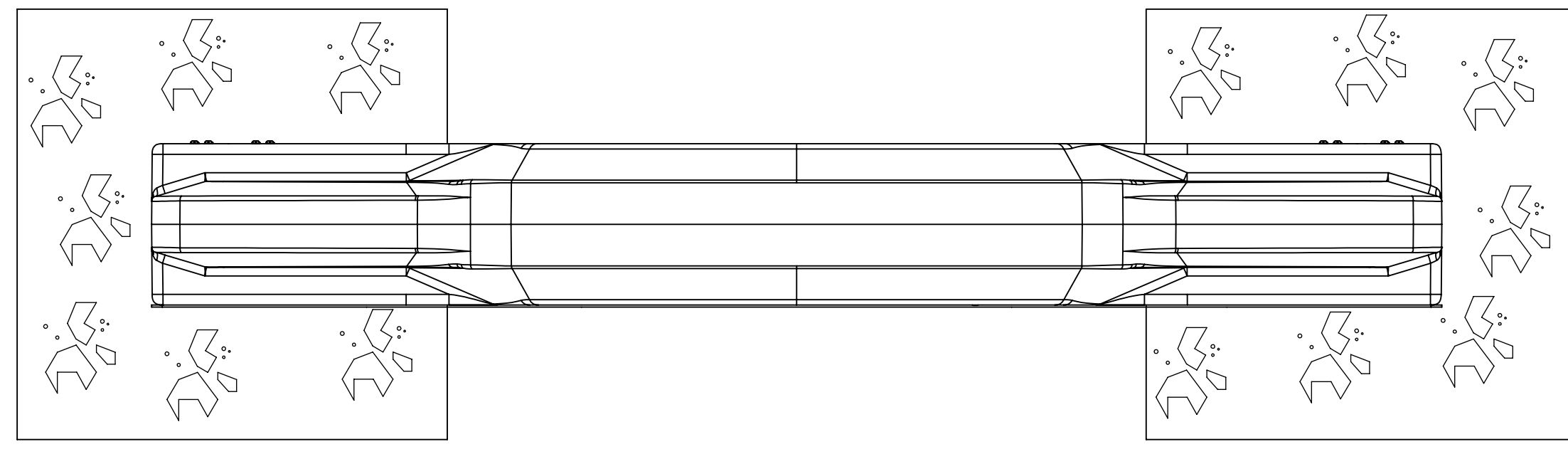


MODEL SPECIFICATION ORBITAL CHEVRON™ - EXTENDED BASE



PRODUCT INFORMATION:

DESCRIPTION

ALL-IN-ONE ROUNDABOUT CHEVRON SIGN WITH BACKLIT REF 606 DIRECTIONAL ARROW SIGN.

MATERIAL

SIGN CARRIER :	DURAPOL™
REF D515 SIGNBOARD :	DIBOND C/W AVERY DENNISON T6500 HIP RETROREFLECTOR
Ø490mm SIGN BOARD :	PETG
Ø450mm REF 606: DIRECTIONAL ARROW	AVERY DENNISON T6530T WHITE PRISMATIC TRANSLUCENT

DIMENSIONS

ALL DIMENSIONS IN mm UNLESS OTHERWISE STATED

WEIGHTS

DURAPOL™ SIGN CARRIER C/W:

400 x 1200 REF D515 CHEVRON & REF 606 ARROW :	26kg
500 x 1300 REF D515 CHEVRON C/W HIGH VISIBILITY BORDER & REF 606 ARROW:	27kg

MODEL OPTIONS

- ROUNDABOUT REF 515 CHEVRONS
- ROUNDABOUT REF 515 CHEVRONS W/ HIGH VISIBILITY BORDER

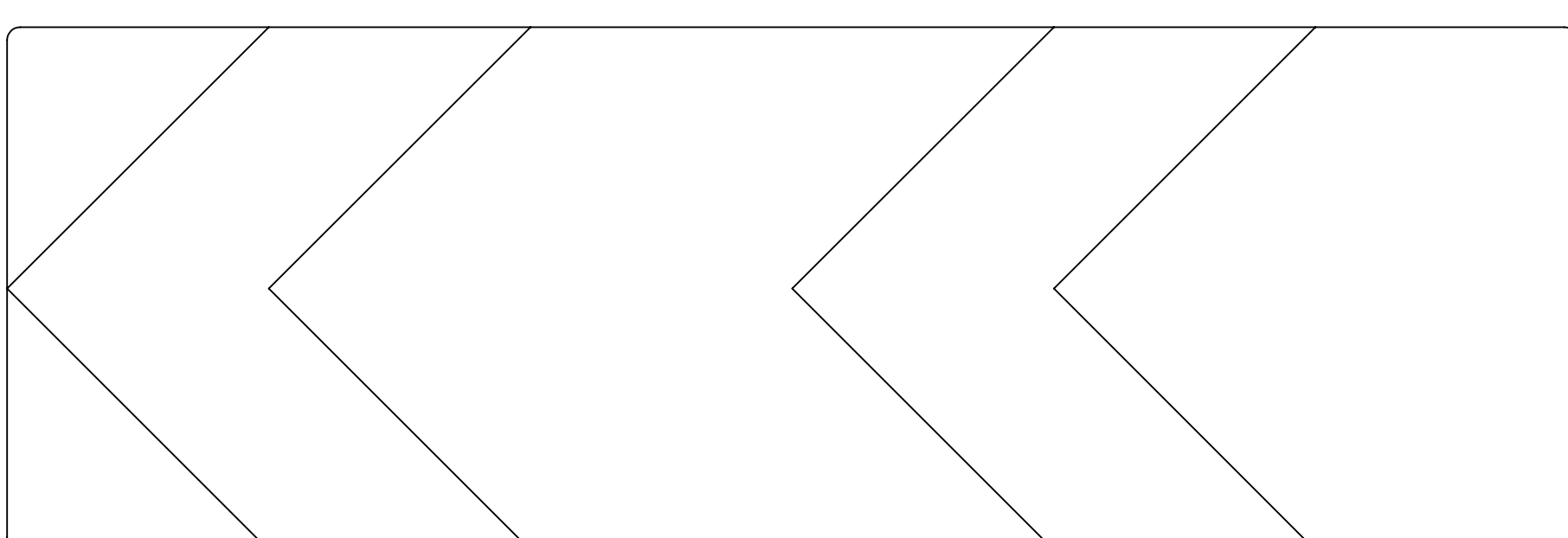
COLOURS

- SIGN CARRIER - BLACK OR WHITE

INSTALLATION INSTRUCTIONS


- ITEM 1 - SIGN CARRIER
- ITEM 2 - REF 515 SIGN BOARD
- ITEM 3 - Ø 450mm REF 670 SPEED LIMIT SIGN
- ITEM 4 - QUICK SETTING CONCRETE (E.g. GRADE QC10)
- ITEM 5 - GRAVEL
- AVOID CONTACT WITH HOT TARMACADAM AS THIS WILL SERIOUSLY IMPAIR THE PERFORMANCE OF THE PRODUCT.
- WE HIGHLY RECOMMEND INSTALLING WITH QUICK SETTING CONCRETE (e.g. GRADE QC10) BUT EXACT INSTALLATION REQUIREMENTS SHOULD BE ASSESSED FROM A SITE SURVEY.
- 2 HOLES APPROXIMATELY THE CORRECT DEPTH AND WIDTH APART SHOULD BE EXCAVATED TO THE SPECIFICATION SHOWN ON THE LEFT.
- FIT ITEM 2 TO ITEM 1 WITH THE FIXINGS SUPPLIED.
- THE PRODUCT SHOULD BE INSERTED INTO EXCAVATED AREAS ENSURING IT IS AT THE CORRECT DEPTH. (GRAVEL CAN BE PLACED UNDER THE PRODUCT TO RAISE IT TO THE CORRECT LEVEL.)
- THE HOLES SHOULD THEN BE BACK FILLED WITH QUICK SETTING CONCRETE, ENSURING THAT THE PRODUCT REMAINS VERTICAL AND LEVEL.
- IF USING AN ILLUMINATED SIGN FACE, CABLE DUCTING CAN BE FIXED TO THE FRONT OF THE SOCKET TO CONNECT A POWER CABLE TO THE PRODUCT.

RECTANGULAR SIGN BOARD OPTIONS

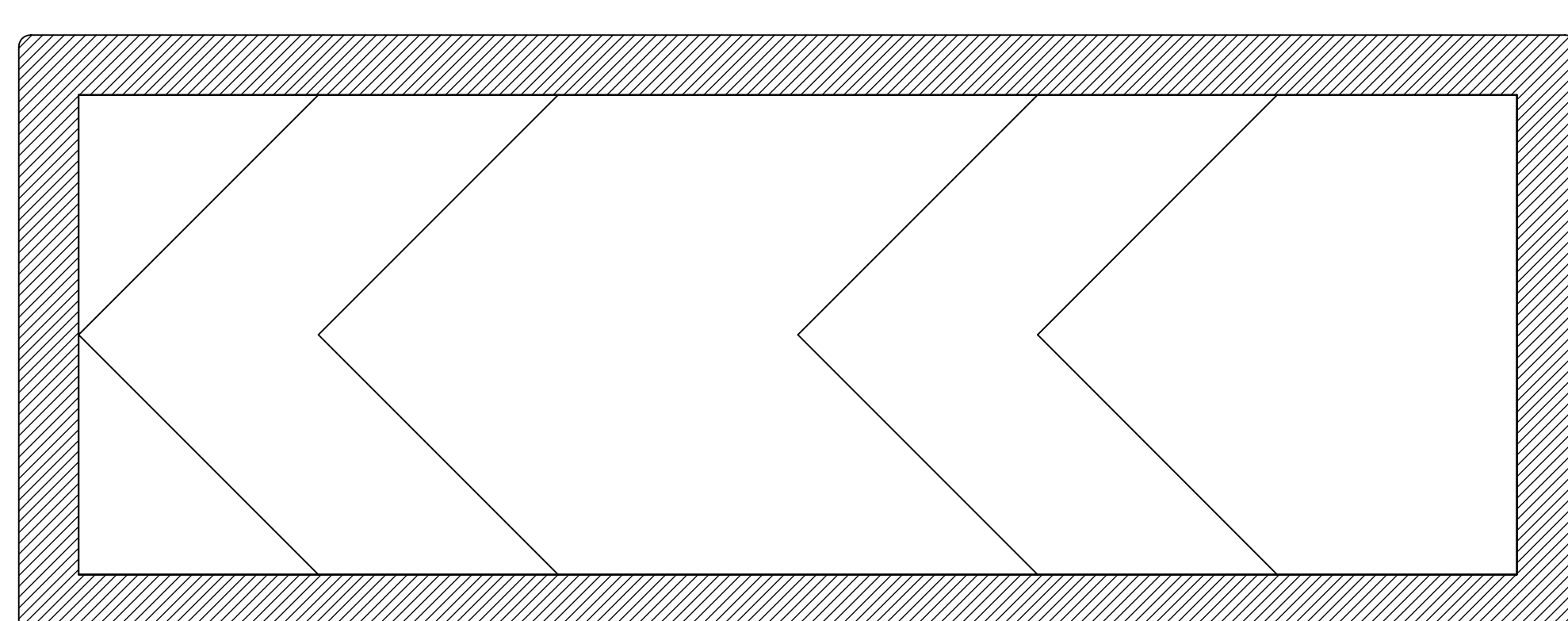


REF 515 400 x 1200 CHEVRON SIGN

Ø450mm SIGN BOARD OPTIONS



REF 606 DIRECTIONAL ARROW



REF 515 500 x 1300 CHEVRON SIGN C/W YELLOW HIGH VISIBILITY BORDER (AVAILABLE ON REQUEST)



Website: www.glasdon.com
Email: sales@glasdon.com
Telephone: 01253 600 400
Facsimile: 01253 732558

Copyright of this dwg. is reserved by Glasdon Group. The issue of this dwg. is a confidential disclosure of its contents, and is made on condition that it is neither disclosed to a third party, nor any item described herein and designed by Glasdon Group, is produced either in whole or in part without the prior written consent of Glasdon Group.

SPECIFICATION NUMBER - 02S093-S20

ISSUE 01

GLASDON GROUP LTD 02.09.22

SHEET SIZE : A0